

Skwirk New User Tutorial

Individual Teacher Subscription



Welcome to your Skwirk account.

This is a quick step by step tour of the Skwirk website. It will take you through all the great features on Skwirk.

Happy Skwirking!

Contents


1. Year Groups
2. Subjects
3. Unit
4. Topic
5. Chapter
6. Read it/Watch it/Play it/Prove it
7. Using the Bookmark Tool
8. Using the Highlighter Tool
9. Create Lesson
10. Copy a Skwirk Chapter
11. Edit Lesson
12. My Favourites – Bookmarks
13. My Favourites – Highlights

1. Year groups




To begin finding content, select your students year level.


2. Subjects






Select your subject

3. Unit

 Professor@skwirk





 **Skwirk**
Online Education


YEAR GROUPS LESSONS MY FAVOURITES ▾ SUBSCRIBE/RENEW


Year 5 / HASS-SOSE-HSIE



Gold!	➔
Global environments: rainforests	▾
State and federal government	▾
Current issues: Antarctica	▾
Introduction to Democracy	▾
Australian democracy	➔
Study of a cultural group: Bali	▾
Study of a cultural group: Japan	▾
Identity and values	▾
Global connections	▾


Expand your Unit

4. Topic

 Professor@skwirk





 **Skwirk**
Online Education

YEAR GROUPS LESSONS MY FAVOURITES ▾ SUBSCRIBE/RENEW

Year 5 / HASS-SOSE-HSIE

Gold!	▾
What is gold?	➔
Discovering gold	▾
Impact and effects of discovering gold	▾
Way of life	▾
Shaping Australian identity and creating heritage	▾
Australian mining	▾
Global environments: rainforests	▾
State and federal government	▾
Current issues: Antarctica	▾
Introduction to Democracy	▾

Expand your Topic

5. Chapter

Professor@skwirk



YEAR GROUPS LESSONS MY FAVOURITES ▾ SUBSCRIBE/RENEW

Year 5 / HASS-SOSE-HSIE

Gold

What is gold?

Gold deposits

Importance of gold to different cultures over time

Gold in myth and legend

Early mining methods

Discovering gold

Impact and effects of discovering gold

Way of life

Shaping Australian identity and creating heritage

Australian mining

Select your Chapter

Global environments: rainforests

6. Read It/Watch It/Play It/Prove It

Professor@skwirk



YEAR GROUPS LESSONS MY FAVOURITES ▾ SUBSCRIBE/RENEW

Year 5 / HASS-SOSE-HSIE / Gold deposits

HASS-SOSE-HSIE

Gold deposits

Gold deposits

Read It



Introduction

Discovered about 5000 years ago, gold is a **precious metal** that is admired and valued as much for its usefulness as its beauty. Although very heavy, gold is very soft and can easily be shaped either by flattening it into sheets (**malleability**), or by stretching it into wires (**ductility**). Gold does not tarnish (react with air) and is an efficient conductor of heat and electricity. These properties make gold prized beyond just its decorative quality.

Gold has served as a type of money in the form of coins. More recently, gold has been used for electronic circuit boards and electrical connections. Gold is even used to make reflective shields for spacecraft to repel infrared radiation from the sun.

Gold deposits

Although widely dispersed in the Earth's crust, gold is rarely found in deposits large enough to make mining it




Image 1 - Volcanic eruptions led to the creation of gold.





Image 2 - Secondary gold deposits are frequently found in rivers.

Once viewing a chapter you will notice our content has been separated into 4 different categories; "Watch It", "Read It", "Play It" & "Prove It". Each category contains different types of content such as pictures, videos, text, games and assessments. The "Read It" is displayed by default.

7. Bookmark Tool

 Professor@skwirk





YEAR GROUPS LESSONS MY FAVOURITES ▾ SUBSCRIBE/RENEW


Year 5 / HASS-SOSE-HSIE / Gold deposits


HASS-SOSE-HSIE

Gold deposits ▾

 Read It

 Watch It

 Play It

 Prove It






Gold deposits

Read It

Introduction

Discovered about 5000 years ago, gold is a **precious metal** that is admired and valued as much for its usefulness as its beauty. Although very heavy, gold is very soft and can easily be shaped either by flattening it into sheets (**malleability**), or by stretching it into wires (**ductility**). Gold does not tarnish (react with air) and is an efficient conductor of heat and electricity. These properties make gold prized beyond just its decorative quality.

Gold has served as a type of money in the form of coins. More recently, gold has been used for electronic circuit boards and electrical connections. Gold is even used to make reflective shields for spacecraft to repel infrared radiation from the sun.






Image 1 - Volcanic eruptions led to the creation of gold.




Image 2 - Secondary gold posits are frequently found in rivers.

On each resource you will have access to a range of features to help you save, collate or allocate work. The first feature we'll use is the Bookmark function which will allow you to save this chapter into your "MY FAVOURITES" folder



Add To My Bookmarks

Folder Name *

Select Existing Folder

Bookmark Name

Australia

Bookmark

Cancel



Once the Favourites button has been selected a pop up box will appear allowing you to create a folder and name the bookmark.

8. Highlighter Tool



The Highlighter feature allows you to save highlighted text for revision, which will be saved into your “MY FAVOURITES” folder.

Professor@skwirk



Skwirk
Online Education

YEAR GROUPS LESSONS MY FAVOURITES ▾ SUBSCRIBE/RENEW

Year 5 / HASS-SOSE-HSIE / Gold deposits

HASS-SOSE-HSIE

Gold deposits ▾

Read It

Watch It

Play It

Prove It

Gold deposits

Read It

Introduction

Discovered about 5000 years ago, gold is a **precious metal** that is **admired and valued** as much for its usefulness as its beauty. Although very heavy, gold is very soft and can easily be shaped either by flattening it into sheets (**malleability**), or by stretching it into wires (**ductility**). Gold does not tarnish (react with air) and is an efficient conductor of heat and electricity. These properties make gold prized beyond just its decorative quality.

Gold has served as a type of money in the form of coins. More recently, gold has been used for electronic circuit boards and electrical connections. Gold is even used to make reflective shields for spacecraft to repel infrared radiation from the sun.

Gold deposits

Although widely dispersed in the Earth's crust, gold is rarely found in deposits large enough to make mining it worthwhile. Gold is also found in minute (very tiny) proportions in seawater, but the cost of extracting these small amounts would be much more than the gold would be worth.



Image 1 - Volcanic eruptions led to the creation of gold.

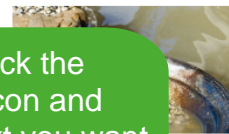


Image 2 - Secondary gold deposits are frequently found in rivers.

You can click the highlighter icon and highlight the text you want to save. Once you have highlighted the text click the grey pen button.

Professor@skwirk



Skwirk
Online Education

YEAR GROUPS LESSONS MY FAVOURITES ▾ SUBSCRIBE/RENEW

Year 5 / HASS-SOSE-HSIE / Gold deposits

HASS-SOSE-HSIE

Gold deposits ▾

Read It

Watch It

Play It

Prove It

Gold deposits

You'll also have the opportunity to save some notes along with your highlighted text. Once you're ready to save your highlight, just click 'Save'.


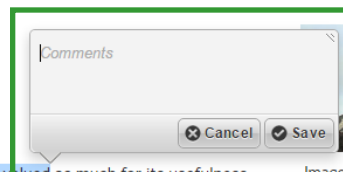


Image 1 - Volcanic eruptions led to the creation of gold.



Image 2 - Secondary gold deposits are frequently found in rivers.

Gold has served as a type of money in the form of coins. More recently, gold has been used for electronic circuit boards and electrical connections. Gold is even used to make reflective shields for spacecraft to repel infrared radiation from the sun.

Gold deposits

Although widely dispersed in the Earth's crust, gold is rarely found in deposits large enough to make mining it worthwhile. Gold is also found in minute (very tiny) proportions in seawater, but the cost of extracting these small amounts would be much more than the gold would be worth.

9. Create Lesson (Including Insert Picture and YouTube Videos)




On Skwirk you can create a custom lesson from scratch and include media such as pictures and YouTube videos, as well as having the option to create your own assessments. To begin, all you'll need to do is select "Create Lesson"

Professor@skwirk



YEAR GROUPS LESSONS MY FAVOURITES ▾ SUBSCRIBE/RENEW

Manage Lesson



Create Lesson +

View Lesson

Edit Lesson

Delete Lesson

Copy a Skwirk Chapter

Manage Assessments

Create Lesson

Lesson Title *

Lesson Title

Submit Cancel

To start, give your lesson a descriptive title, then click on the "Submit" button

You can add text by typing into the “Lesson Content” box. You can also add pictures to your lesson by dragging them from your desktop and other websites into the Skwirk “Lesson Content” box.

lesson by dragging them to your desktop and other workspace into the Skwirk “Lesson Content” box.

You can edit the pictures by clicking on them. A small box will appear with a set of editing features.

You can add various types of media to your lessons, including pictures, GIF files (animated pictures), videos from YouTube, web links and tables.

10. Copy a Skwirk Chapter

Professor@skwirk



YEAR GROUPS

LESSONS

MY FAVOURITES

SUBSCRIBE/RENEW

Manage Lesson

Create Lesson +

View Lesson

Edit Lesson

Delete Lesson

Copy a Skwirk Chapter

Manage Assessments

Please Create Lesson or Copy a Skwirk Chapter to get started.

On Skwirk you can also copy one of our lessons and edit it to suit your needs! To start off, just click the "Copy a Skwirk Chapter" button shown above

Copy Chapter

Years

1

Subject List

HASS/BOSE/HSIE

Unit

Celebrations

Topic

Parties

ID	Name
<input checked="" type="radio"/> 71701	Game
<input type="radio"/> 71702	Animation
<input type="radio"/> 71703	Read Along
<input type="radio"/> 164130	Parties

Copy

Cancel

Use the form to select the Year, Subject, Unit, Topic and Chapter you wish to copy

11. Edit Lesson

Professor@skwirk

Skwirk

YEAR GROUPS LESSONS FAVORITES SUBSCRIBE/RENEW

Manage Lesson

Create Lesson + View Lesson Edit Lesson Delete Lesson

Copy a Skwirk Chapter Manage Assessments

Name

Consequences of the British arrival - Interesting people

Parties - Parties

How to use Skwirk

First

Once the lesson has been copied, tick the box next to it and click the “Edit Lesson” shown above

Edit Lesson

Name *

State government - Parliament

Parliament

Lesson Content *

File Edit Insert View Format Table Tools

Σ [Icons] B I U S x² x₂ [List Icons]

Formats Heading 2 Font Family Font Sizes [List Icons]

[Icons]

Chapter Summary

- Parliaments in all States, except Queensland, consist of two houses - an upper house and a lower house.
- The structure and operation of State parliament is similar to federal parliament.
- The main role of parliament is to pass laws.

Introduction

In all States, except Queensland, there is a bicameral parliament, consisting of two houses (from the Latin 'bi' meaning 'two' and 'camera' meaning 'chamber'), the Legislative Council (or upper house) and Legislative Assembly (or lower house). The houses consist of members of parliament, directly elected by the citizens of the State. In Queensland, parliament consists of one house, called the Legislative Assembly.

h2

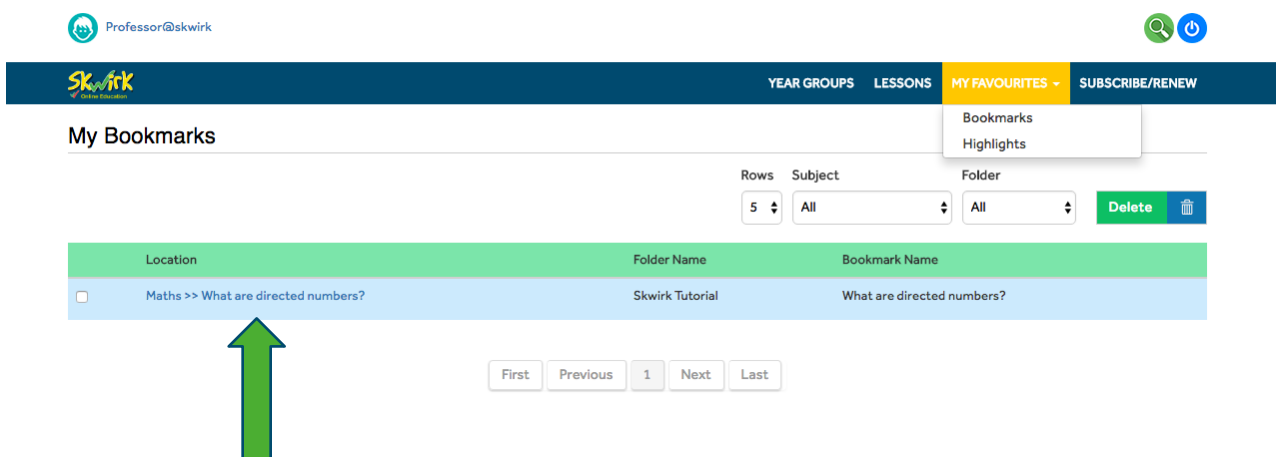

Words: 972

Watch It *

- ☒ Image 1 - The structure of Parliament
- ☒ Image 2 -

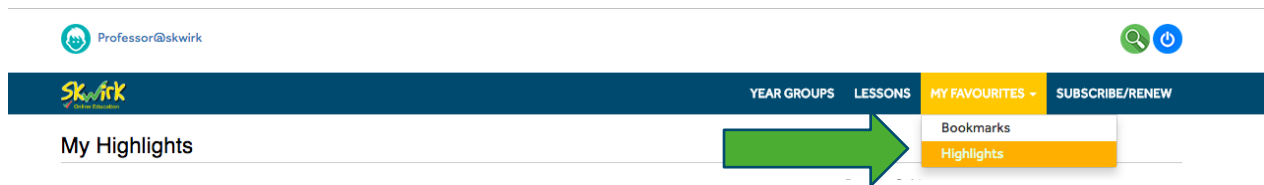
You'll now be able to customise the lesson by editing the text and inserting images and videos. See the 'Create Lesson' chapter on tips on how to do this!

12. My Favourites - Bookmarks

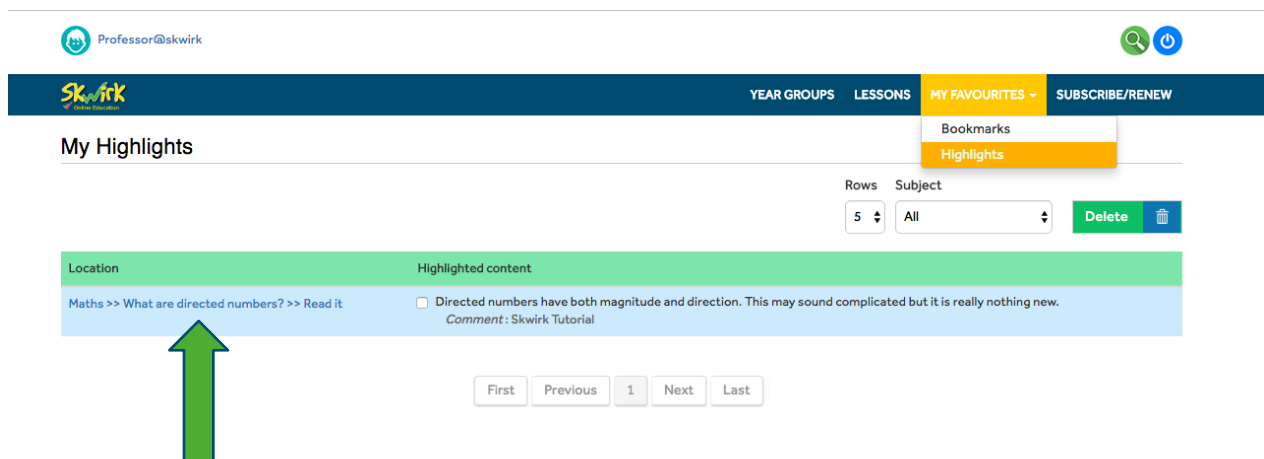


On this page you can easily click the location link of the lesson you've bookmarked to be taken straight back to the same page.

13. My Favourites - Highlights



Now we'll take a look at the highlighted text saved earlier. Just click on "MY FAVOURITES" and then "Highlights"



On this page you'll have access to the highlighted text, the notes saved with your text and a hyperlink through to the chapter you initially saved the information from.

Features for Teachers

Over 18,000 curriculum-aligned resources

Teacher toolkit and lesson sharing

Save time with our Lesson Editor

Search our entire library by curriculum code

Six subjects at one low price

Caters to a variety of learning styles



If you have any more questions about Skwirk, you can email info@skwirk.com.au or go to the 'Live Chat' on our website.

Happy Skwinking!

www.skwirk.com.au

info@skwirk.com.au

(02) 9438 3637

